

# X2™ QUICK PROGRAMMING GUIDE

# Hunter®

## CONTROLS



Set Current Date    Set Current Time

Turn Dial to DATE/TIME



## MANUAL WATERING

Run a Program

Turn Dial to RUN, Press and Hold Right Arrow



Run a Single Station

Turn Dial to MANUAL, Set RUN TIME,  
Turn Dial to RUN



## ADD WI-FI



<https://hunter.direct/WAND>

## PROGRAMMING OVERVIEW

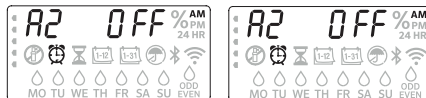
### 1 Select a Program

Press PROGRAM (PRG) button to choose program A, B, or C for setup



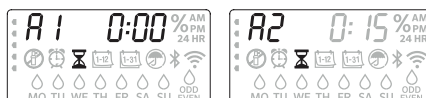
### 2 Set Watering Start Times

Turn Dial to START TIMES



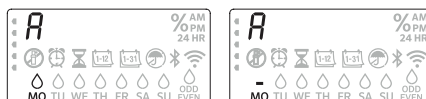
### 3 Set Station Run Times

Turn Dial to RUN TIMES



### 4 Set Watering Days

Turn Dial to WATER DAYS



Circle = Velcro

# X2 WATERING SCHEDULE



	PROGRAM A					PROGRAM B					PROGRAM C										
DAYS OF THE WEEK	M	T	W	T	F	S	S	M	T	W	T	F	S	S	M	T	W	T	F	S	S
INTERVAL OR ODD/EVEN																					
NON-WATER DAYS																					
PROGRAM START TIMES	1																				
	2																				
	3																				
	4																				

**A program is a watering schedule that includes a start time(s), run time(s), and water day(s).**  
**A start time is the time of day the stations in the program start watering.**  
**A run time is the watering length per station (zone).**  
**One start time is needed to run the entire program.**

STATION	LOCATION	STATION RUN TIME	STATION RUN TIME	STATION RUN TIME
1				
2				
3				
4				
5				
6				
7				
8				
9				
10				
11				
12				
13				
14				



<https://hunter.direct/X2help>

Dieline